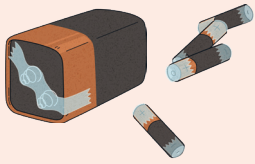


Where to take these items



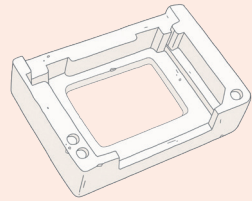
Batteries

Batteries can't be put into any of your bins as they can cause fires. Find your nearest battery drop-off: surfcoast.vic.gov.au/batteries



Shoes and Clothing

Donate clean, good quality shoes and clothing to charity shops for resale. Otherwise, put it in your landfill bin (red lid).



Polystyrene

Take polystyrene to the Anglesea or Lorne transfer stations for free drop off. Otherwise put it in your landfill bin (red lid).



E-waste

E-waste is any item with a plug, battery or power cord. E-waste cannot be put in any kerbside bins. Take it to a free drop-off point: surfcoast.vic.gov.au/e-waste



Unwanted chemicals

Toxic household chemicals **cannot** be put in any household bin or poured down the drain. Drop them off at free Detox Your Home events: sustainability.vic.gov.au/detoxyourhome

Getting rid of large items

Furniture and whitegoods in good working order can be donated or sold online. If they are broken, consider getting them fixed.

Otherwise, take them to your local transfer station.

These items are accepted FREE of charge at Council's transfer stations:

- whitegoods eg washing machine, fridge, dryer etc
- scrap metal eg bbqs, metal furniture, lawnmowers, fencing
- batteries (AA, AAA ,C, D ,6volt, 9volt & button), power tools, car & boat
- e-waste such as televisions, vacuum cleaners, computer & accessories, electrical appliances etc

Check what other items can be taken to Council's transfer stations: surfcoast.vic.gov/transferstation

Placing items on the kerbside is illegal and fines apply.


Bin night reminders and A-Z guide

Download SCRRApp - the Surf Coast Rubbish and Recycling App. SCRRApp will tell you what bin to put out on which day. It's free and also has an A-Z guide to help you sort your household rubbish and recycling: surfcoast.vic.gov.au/SCRRApp

Collecting your food scraps

Keep a container on your benchtop so it's easy to collect your food scraps. Then tip them into your FOGO bin (lime green lid).

Line your container with a sheet of paper towel, or pick up a free roll of AS4736-certified compostable bags from Council: surfcoast.vic.gov.au/compostablebags



Your small acts make a big impact

It might seem like a small thing to sort your waste properly, but it makes a big impact when we all do it correctly.

Carefully getting rid of items you no longer want, recycling well and reducing waste in the first place helps keep valuable resources out of landfill, so they can be used again and again.

Learn more at sustainability.vic.gov.au



Got a question?

Scan the QR code, or visit Council's website surfcoast.vic.gov.au/myrental



Or contact us:

Surf Coast Shire Council
info@surfcoast.vic.gov.au
5261 0600

Welcome to your rental property!

Surf Coast Shire uses a four-bin system. Use this guide to check:

- what goes in each bin
- options for items not accepted in your bins
- where to find more information

A small act makes a big impact.



What goes in each bin

FOGO (food and garden organics) Collected weekly

Food scraps and garden clippings only.

Remove ALL plastic packaging, including stickers on fruit.

Collect your food in a container on your benchtop lined with paper towel, or pick up a free roll of AS 4736-certified compostable bags from Council.

✓ Yes




Fruit and vegetable scraps



Meat, bones, seafood



Bread, meal leftovers,



Cheese, egg shells



Plants, grass, weeds



Leaves, twigs



⊘ No

Plastic, including biodegradable or non-certified compostable plastics, coffee pods, tea bags, kitty litter, animal droppings, large branches, tree stumps, liquids, nappies, wet wipes.

surfcoast.vic.gov.au/FOGO

Recycling bin Collected fortnightly

Put your recycling in the bin loose, not in bags.

Flatten boxes to save space.

No glass bottles and jars in this bin.


✓ Yes



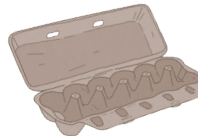
Steel tins



Aluminium cans and foil




Paper, newspaper, magazines



Cardboard, egg cartons



Plastic bottles and containers



⊘ No

Plastic bags, other soft plastics, clothing, shoes, textiles, coated or waxed cardboard, electronic waste and batteries, glass, crockery, polystyrene (styrofoam).

surfcoast.vic.gov.au/recycling

Glass-only bin recycling Collected every four weeks

Empty glass bottles and jars only.

Keep them loose - no plastic bags or cardboard boxes.

Remove all lids.


✓ Yes



Glass jars



Glass bottles



⊘ No

Plastic bags or packaging, loose lids and caps from bottles or jars, corks, pumps, sprays, droppers, cardboard, crockery such as plates, dishes, mugs, drinking glasses, glass cookware, vases, light bulbs.

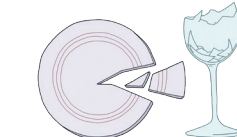
surfcoast.vic.gov.au/glass

Landfill bin (general rubbish) Collected fortnightly

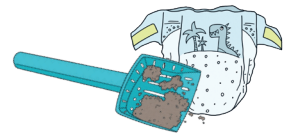
Use this bin only for items that can't be reused or recycled.

Do not put food scraps in this bin.

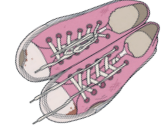
✓ Yes




Broken glassware, crockery and mirrors




Nappies, wet wipes, kitty litter, animal droppings



Old clothing, shoes or textiles that can't be repaired or donated



Loose jar lids and bottle caps, pumps, sprays, droppers



⊘ No

Electronic waste and batteries, food and garden waste, household chemicals, recyclable items, soil, building materials.

surfcoast.vic.gov.au/landfill

Not in any bin: Electrical appliances, electronics, power cords, batteries of any kind, chemicals, paint, building waste, soil or rubble. Find out how to dispose of these and other household items at surfcoast.vic.gov.au/a-z